



HERITAGE

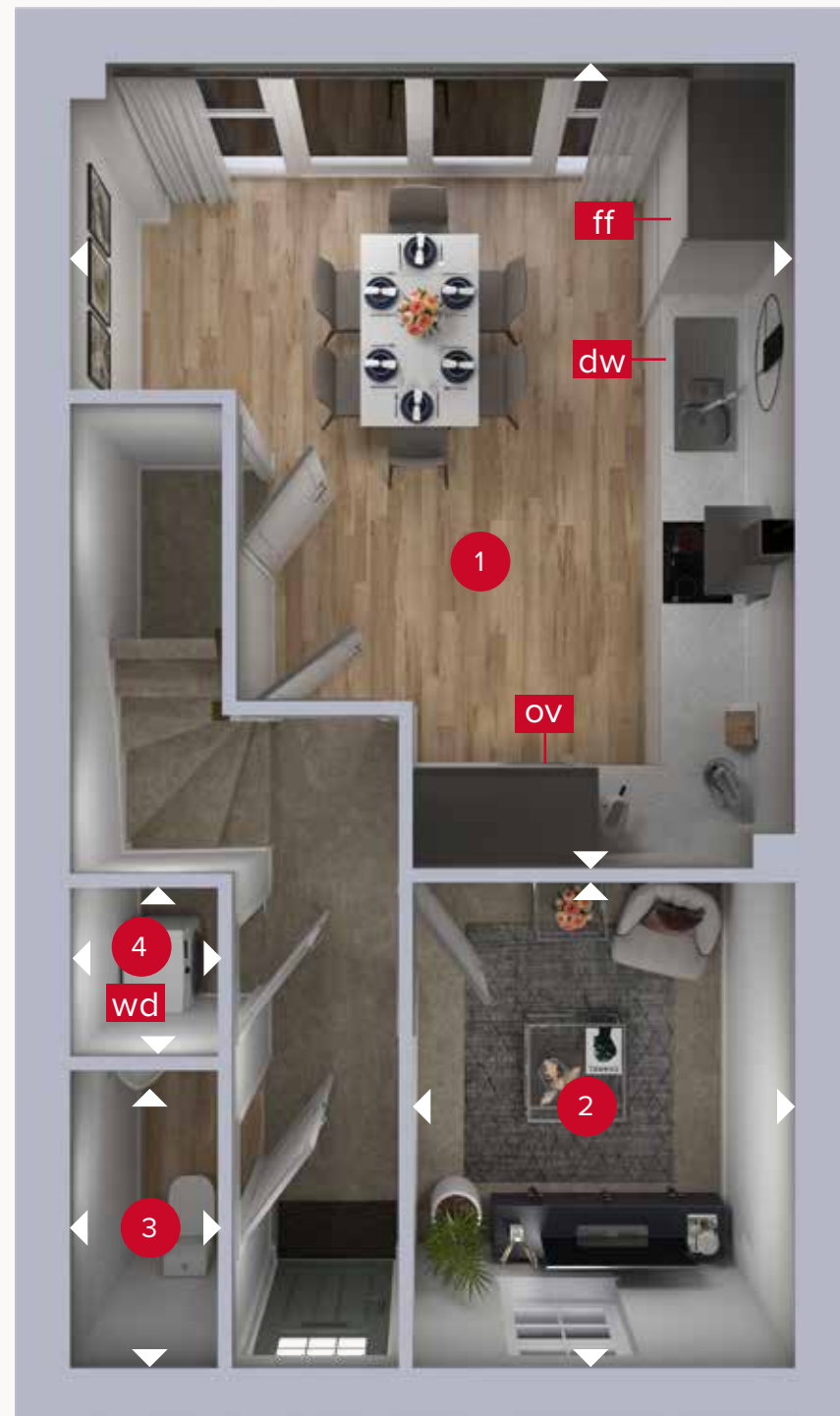
- REDROW -

THE PORTMAN 4


THREE BEDROOM SEMI-DETACHED HOME

 **REDROW**


THE PORTMAN 4



GROUND FLOOR



FIRST FLOOR



SECOND FLOOR

GROUND FLOOR

1	Kitchen/Dining	16'10" x 15'2"	5.13 x 4.62 m
2	Study	10'2" x 8'0"	3.10 x 2.44 m
3	Cloaks	6'3" x 3'1"	1.90 x 0.94 m
4	Laundry	3'7" x 3'1"	1.09 x 0.94 m

FIRST FLOOR

5	Lounge	15'2" x 10'0"	4.62 x 3.04 m
6	Bedroom 1	13'11" x 8'4"	4.25 x 2.55 m
7	En-suite 1	6'10" x 6'6"	2.08 x 1.98 m

SECOND FLOOR

8	Bedroom 2	11'1" x 8'2"	3.38 x 2.50 m
9	En-suite 2	8'4" x 5'7"	2.55 x 1.70 m
10	Bedroom 3	10'0" x 7'9"	3.06 x 2.35 m
11	Bedroom 4/Study	9'9" x 6'8"	2.97 x 2.03 m
12	Bathroom	7'2" x 6'10"	2.18 x 2.08 m



Customers should note this illustration is an example of the Portman 4 house type. All dimensions indicated are approximate and the furniture layout is for illustrative purposes only. Homes may be "handed" (mirror image) versions of the illustrations, and may be detached, semi-detached or terraced. Materials used may differ from plot to plot including render and roof tile colours. Detailed plans and specifications are available for inspection for each plot at our Customer Experience Suite or Sales Centre during working hours and customers must check their individual specifications prior to making a reservation. Please note that the specification shown in this plan may include optional upgrades from standard specification. Please speak with your Sales Consultant for more information. 02263-47 2815G_POR_EM.1.A

▷ Denotes where dimensions are taken from. All wardrobes are subject to site specification. Please see Sales Consultant for further details.

ov - oven
ff - fridge/freezer
dw - dishwasher
wd - washer/dryer space

