


HERITAGE

- REDROW -

WOBURN VIEW

WOBURN SANDS






CREATING A BETTER WAY TO LIVE

At Redrow we strive to give people a better way to live – building homes that offer a better quality of build, a more enjoyable lifestyle and a higher standard of living all round.

It's these three things that make Redrow better. Added together, they make our customers feel more inspired about moving to one of our new homes and feel more comfortable in our new communities. And better still, they'll be safe in the knowledge that we'll provide a service that goes way beyond their expectations.





BETTER PLACES AND SPACES

We think first about the way our customers want to live when we design and build our new neighbourhoods, so we provide a better place to live.

At Redrow we put open space and nature at the forefront of what we do, so our new places will be well-considered and well-connected too. What's more, we give back to the areas we build in with contributions of our own, from sports centres to schools and shops.

The right pace of life is important to us, too. That's why we focus on nature when creating our new neighbourhoods, creating community spaces for customers to enjoy and making sure the great outdoors is always within easy reach.

We also work closely with a range of partners to make sure the natural world is always an important part of our communities. We are currently developing over 1,600 acres of green space across our developments, while we design our neighbourhoods with walking and cycling in mind, always encouraging healthy lifestyles








BETTER BY DESIGN

Life is not just about waking up in a beautiful home. It's about everything that goes with it. From stunning open-plan kitchens and entertaining spaces, to places that make the most of the outdoors, it's inside where our homes come to life.

Everything we do at Redrow is focussed on quality. From where we build, to the bricks we use. The high quality of our homes never comes about by accident – it's all about our attention to detail at every stage of the build.





BETTER EXPERIENCES

The thought of buying a new home can seem a little daunting at first, but from our expert sales and aftercare teams to our award-winning online platforms, we'll be there to help at every stage. Our customers would agree too - we're rated 'Excellent' on Trustpilot.





WHAT'S SPECIAL ABOUT OUR **LATEST HOMES**

With our new generation Eco Electric homes, you can enjoy superb future-ready features, including air source heat pumps, even thicker insulation - and the wonderful warmth of underfloor heating. Your better way to live just got better.



DESIGNED FOR YOUR LIFESTYLE- **AND YOUR BUDGET**

Living in an energy efficient Redrow home helps to significantly reduce your energy consumption and costs. Our newest homes can save you £2,575* a year on your energy bills compared to a second hand home, leaving you to focus on the things that matter most.

Want to know how much you can save? Book an appointment at your nearest Redrow development to use our EPC calculator and get your personalised results.



BRINGING PEOPLE **AND NATURE** TOGETHER

Bringing our homeowners together is a vital part of what we do, so we make sure we build safe open spaces and community areas, perfect for spending time with friends. Helping people connect with one another, creating wildlife habitats, encouraging healthy living and carefully considering the look and feel of the local area when we design our developments. It's about providing for local wildlife, building a meaningful future and leaving a lasting legacy.



EXPLORE WOBURN VIEW



KEY

AMBERLEY 3 BEDROOM DETACHED HOME	STRATFORD 3 BEDROOM DETACHED HOME
BAKEWELL 3 BEDROOM SEMI-DETACHED HOME	CAMBRIDGE 3 BEDROOM DETACHED HOME
LETCWORTH 3 BEDROOM SEMI-DETACHED HOME	LEDHAM 4 BEDROOM DETACHED HOME
LEAMINGTON LIFESTYLE 3 BEDROOM DETACHED HOME	OVERTON 4 BEDROOM DETACHED HOME
LINCOLN 3 BEDROOM SEMI-DETACHED HOME	OXFORD 4 BEDROOM DETACHED HOME
LINCOLN 3 3 BEDROOM SEMI-DETACHED HOME	RICHMOND 4 BEDROOM DETACHED HOME
OXFORD LIFESTYLE 3 BEDROOM DETACHED HOME	HAMPSTEAD 5 BEDROOM DETACHED HOME
SHREWSBURY 3 3 BEDROOM DETACHED HOME	AFFORDABLE HOUSING
STRATFORD LIFESTYLE 3 BEDROOM DETACHED HOME	

Affordable Housing:

Dart - 29-35, 79-83, 88-92 & 96-98

Tweed - 59, 60, 69 & 70

Tavy - 61-68

■ - Air Source Heat Pump

BCP - Bin Collection Point

V - Visitor Parking

S/S - Sub Station

P/S - Pumping Station

LEAP - Local Equipped Area of Play

This plan is indicative and is intended for guidance only and does not form part of any contract or agreement, nor does it show ownership boundaries, easements or wayleaves and is subject to change. For specific details, other than general site layout, please liaise directly with our Sales Consultant.





HERITAGE


- REDROW -

THE BAKEWELL

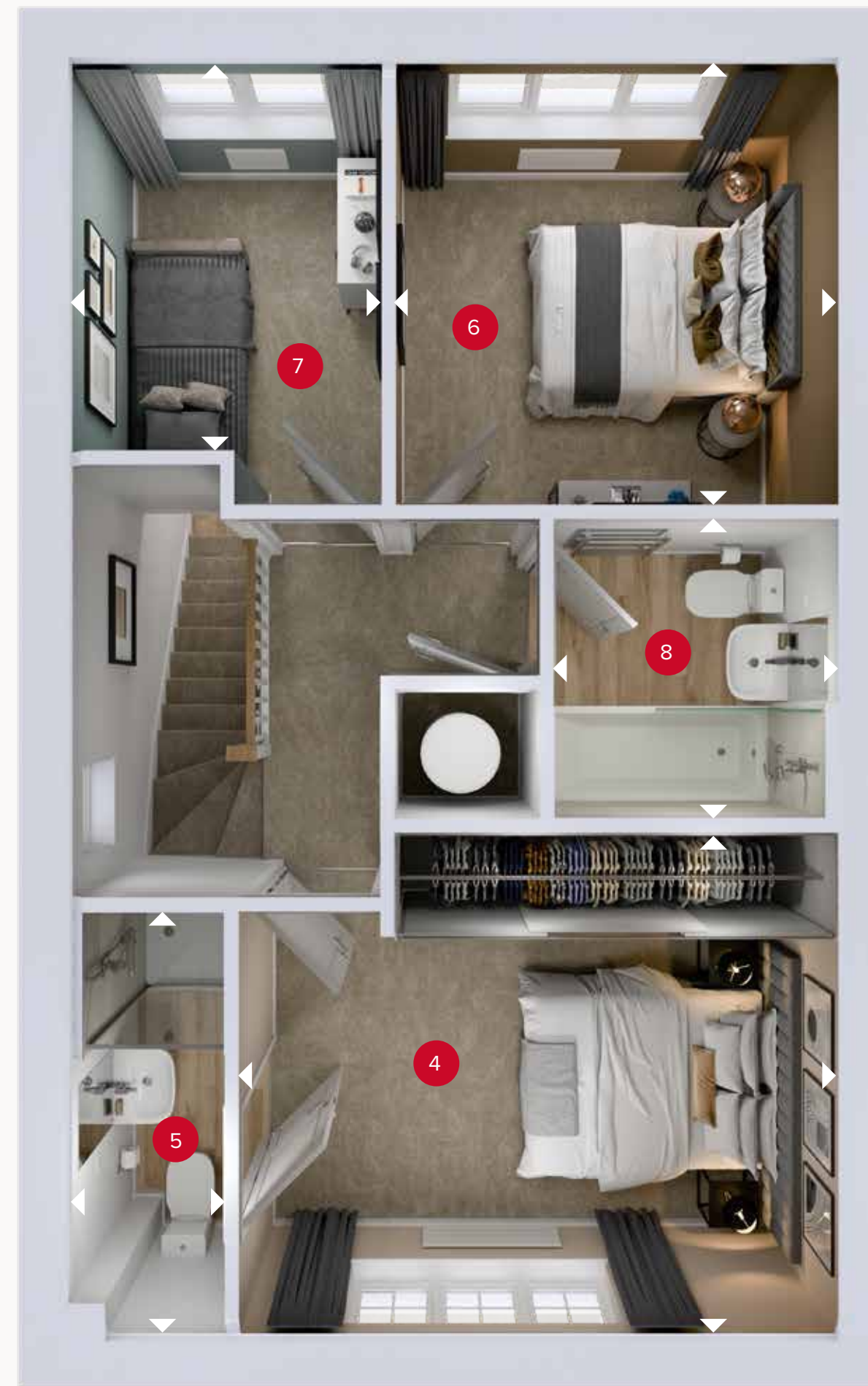
THREE BEDROOM SEMI-DETACHED HOME

 **REDROW**

THE BAKEWELL



GROUND FLOOR



FIRST FLOOR

GROUND FLOOR

1	Kitchen/ Dining	15'8" x 10'7"	4.78 x 3.23 m
2	Lounge	15'2" x 11'9"	4.63 x 3.58 m
3	Cloaks	5'3" x 3'8"	1.60 x 1.11 m

FIRST FLOOR

4	Bedroom 1	12'4" x 10'4"	3.75 x 3.14 m
5	En-suite	8'8" x 3'1"	2.64 x 0.94 m
6	Bedroom 2	9'1" x 9'1"	2.77 x 2.76 m
7	Bedroom 3	7'11" x 6'4"	2.42 x 1.92 m
8	Bathroom	6'2" x 5'10"	1.88 x 1.78 m



HERITAGE


- REDROW -

THE AMBERLEY


THREE BEDROOM DETACHED HOME

 **REDROW**

THE AMBERLEY



GROUND FLOOR



FIRST FLOOR

GROUND FLOOR

1	Kitchen/Dining	18'9" x 9'11"	5.70 x 3.02 m
2	Lounge	18'9" x 11'3"	5.70 x 3.43 m
3	Utility	8'0" x 5'1"	2.44 x 1.56 m
4	Cloaks	5'9" x 4'9"	1.76 x 1.45 m

FIRST FLOOR

5	Bedroom 1	11'4" x 10'6"	3.46 x 3.20 m
6	En-suite	7'9" x 5'6"	2.36 x 1.69 m
7	Bedroom 2	11'1" x 9'11"	3.38 x 3.02 m
8	Bedroom 3	11'3" x 8'6"	3.43 x 2.60 m
9	Bathroom	7'1" x 6'5"	2.16 x 1.95 m



01.05.2024

Customers should note this illustration is an example of the Amberley house type. All dimensions indicated are approximate and the furniture layout is for illustrative purposes only. Homes may be 'handed' (mirror image) versions of the illustrations, and may be detached, semi-detached or terraced. Materials used may differ from plot to plot including render and roof tile colours. Detailed plans and specifications are available for inspection for each plot at our Customer Experience Suite or Sales Centre during working hours and customers must check their individual specifications prior to making a reservation. Please note that the specification shown in this plan may include optional upgrades from standard specification. Please speak with your Sales Consultant or visit MyRedrow for more information. 04704-04 EG_AMBY_DM.2 M4(2)

▷ Denotes where dimensions are taken from. All wardrobes are subject to site specification. Please see Sales Consultant for further details.

ov - oven
ff - fridge freezer
dw - dishwasher space
wm - washing machine space
td - tumble dryer space





HERITAGE

- REDROW -

THE CAMBRIDGE

THREE BEDROOM DETACHED HOME

 **REDROW**



GROUND FLOOR



FIRST FLOOR

THE CAMBRIDGE

GROUND FLOOR

1	Kitchen/Dining/ Family	25'0" x 12'8"	7.62 x 3.87 m
2	Lounge	16'3" x 11'8"	4.95 x 3.57 m
3	Utility	6'1" x 5'11"	1.85 x 1.80 m
4	Cloaks	6'6" x 5'11"	1.99 x 1.80 m

FIRST FLOOR

5	Bedroom 1	13'8" x 12'11"	4.16 x 3.94 m
6	En-suite	8'2" x 4'3"	2.49 x 1.30 m
7	Bedroom 2	13'8" x 11'0"	4.17 x 3.36 m
8	Bedroom 3	11'7" x 8'2"	3.52 x 2.49 m
9	Study	11'9" x 9'1"	3.58 x 2.76 m
10	Bathroom	8'4" x 7'2"	2.53 x 2.19 m



08.10.2024

Customers should note this illustration is an example of the Cambridge house type. All dimensions indicated are approximate and the furniture layout is for illustrative purposes only. Homes may be 'handed' (mirror image) versions of the illustrations, and may be detached, semi-detached or terraced. Materials used may differ from plot to plot including render and roof tile colours. Detailed plans and specifications are available for inspection for each plot at our Customer Experience Suite or Sales Centre during working hours and customers must check their individual specifications prior to making a reservation. Please note that the specification show in this plan may include optional upgrades from standard specification. Please speak with your Sales Consultant or visit MyRedrow for more information. 04704-21 EG_CAMB_DM.2.2

▷ Denotes where dimensions are taken from. All wardrobes are subject to site specification. Please see Sales Consultant for further details.

ov - oven
ff - fridge freezer
dw - dishwasher

wm - washing machine space
td - tumble dryer space





HERITAGE

- REDROW -

THE LEAMINGTON LIFESTYLE

THREE BEDROOM DETACHED HOME

 **REDROW**

THE LEAMINGTON LIFESTYLE M4(2)

GROUND FLOOR


1	Kitchen/Dining/ Family	25'0" x 12'8"	7.62 x 3.87 m
2	Lounge	17'9" x 11'8"	5.42 x 3.57 m
3	Cloaks	6'6" x 5'11"	1.99 x 1.80 m
4	Utility	5'11" x 5'11"	1.81 x 1.80 m

FIRST FLOOR

5	Bedroom 1	13'11" x 11'9"	4.24 x 3.57 m
6	En-suite 1	9'3" x 7'9"	2.83 x 2.37 m
7	Wardrobe	8'2" x 4'11"	2.49 x 1.50 m
8	Bedroom 2	11'5" x 11'0"	3.49 x 3.35 m
9	En-suite 2	7'4" x 4'2"	2.24 x 1.26 m
10	Bedroom 3	13'6" x 9'3"	4.13 x 2.83 m
11	En-suite 3	9'3" x 6'0"	2.83 x 1.83 m



GROUND FLOOR



FIRST FLOOR



Customers should note this illustration is an example of the Leamington Lifestyle house type. All dimensions indicated are approximate and the furniture layout is for illustrative purposes only. Homes may be 'handed' (mirror image) versions of the illustrations, and may be detached, semi-detached or terraced. Materials used may differ from plot to plot including render and roof tile colours. Detailed plans and specifications are available for inspection for each plot at our Customer Experience Suite or Sales Centre during working hours and customers must check their individual specifications prior to making a reservation. Please note that the specification show in this plan may include optional upgrades from standard specification. Please speak with your Sales Consultant or visit MyRedrow for more information. 04704-04 EG_LEAMQ_DM.2 M4(2)

▷ Denotes where dimensions are taken from. All wardrobes are subject to site specification. Please see Sales Consultant for further details.

ov - oven
ff - fridge freezer
dw - dishwasher space

wm - washing machine space
td - tumble dryer space



HERITAGE

- REDROW -

THE LEAMINGTON LIFESTYLE

THREE BEDROOM DETACHED HOME

 **REDROW**

THE LEAMINGTON LIFESTYLE M4(3)


GROUND FLOOR

1	Kitchen/Dining/ Family	25'0" x 12'8"	7.62 x 3.87 m
2	Lounge	17'9" x 11'8"	5.42 x 3.57 m
3	Cloaks	6'6" x 5'11"	1.99 x 1.80 m
4	Utility	6'1" x 5'11"	1.85 x 1.80 m


FIRST FLOOR

5	Bedroom 1	13'11" x 11'9"	4.24 x 3.57 m
6	En-suite 1	9'3" x 7'9"	2.83 x 2.37 m
7	Wardrobe	8'2" x 4'11"	2.49 x 1.50 m
8	Bedroom 2	11'5" x 11'0"	3.49 x 3.35 m
9	En-suite 2	7'4" x 4'2"	2.24 x 1.26 m
10	Bedroom 3	13'6" x 9'3"	4.13 x 2.83 m
11	En-suite 3	9'3" x 6'0"	2.83 x 1.83 m

This floorplan relates to the following plots only - 4, 5, 28 & 72.



GROUND FLOOR



FIRST FLOOR



Customers should note this illustration is an example of the Leamington Lifestyle house type. All dimensions indicated are approximate and the furniture layout is for illustrative purposes only. Homes may be 'handed' (mirror image) versions of the illustrations, and may be detached, semi-detached or terraced. Materials used may differ from plot to plot including render and roof tile colours. Detailed plans and specifications are available for inspection for each plot at our Customer Experience Suite or Sales Centre during working hours and customers must check their individual specifications prior to making a reservation. Please note that the specification show in this plan may include optional upgrades from standard specification. Please speak with your Sales Consultant or visit MyRedrow for more information. 04704-04 EG_LEAMQ_DM.2 M4(3)

▷ Denotes where dimensions are taken from. All wardrobes are subject to site specification. Please see Sales Consultant for further details.

ov - oven
ff - fridge freezer
dw - dishwasher space

wm - washing machine space
td - tumble dryer space



HERITAGE

- REDROW -

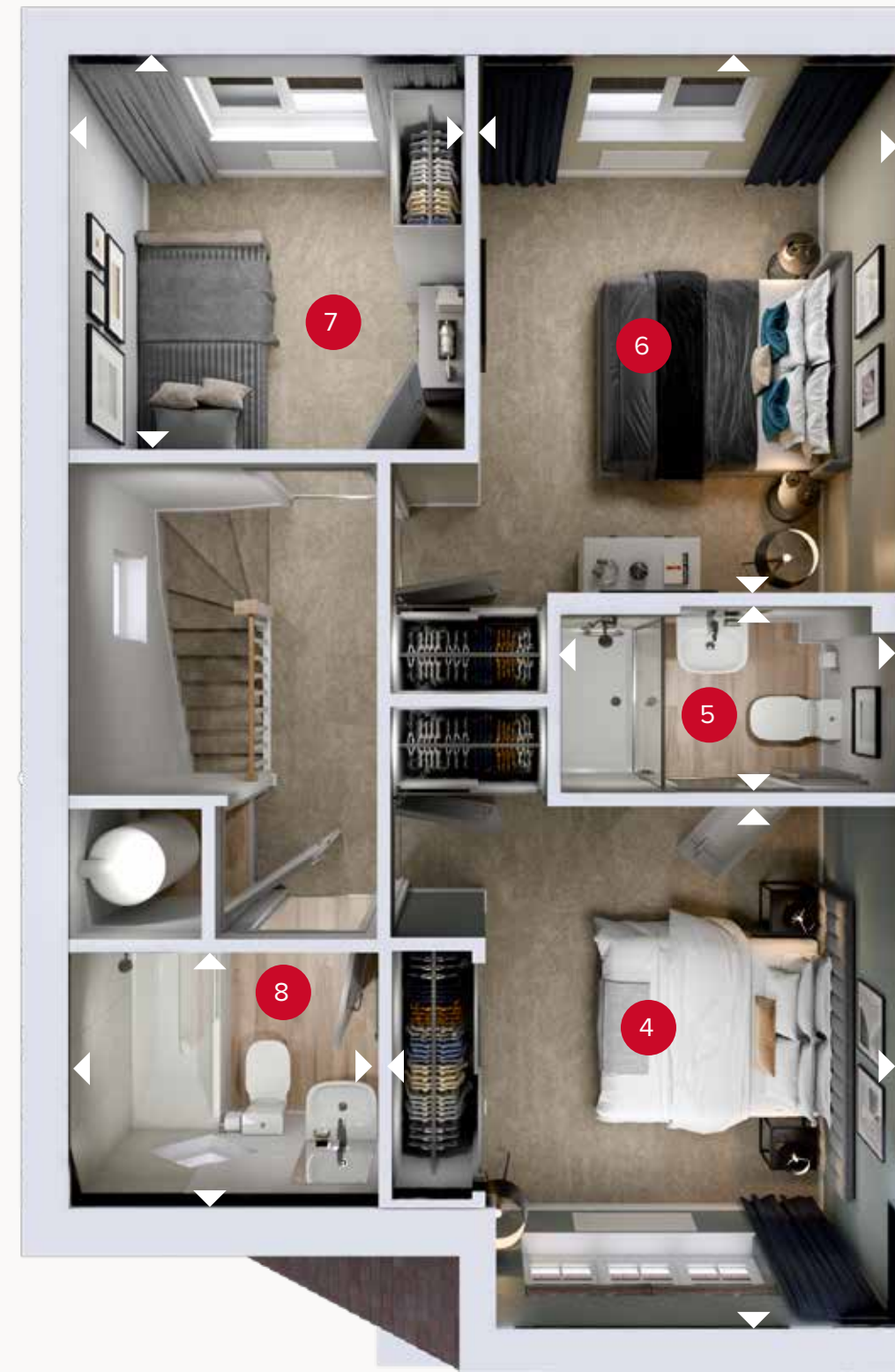
THE LETCHWORTH

THREE BEDROOM SEMI-DETACHED HOME

 **REDROW**



GROUND FLOOR



FIRST FLOOR

THE LETCHWORTH

GROUND FLOOR

1	Kitchen/Dining	18'1" x 11'5"	5.50 x 3.48 m
2	Lounge	16'1" x 11'0"	4.89 x 3.35 m
3	Cloaks	6'5" x 2'11"	1.94 x 0.90 m

FIRST FLOOR

4	Bedroom 1	11'5" x 11'1"	3.47 x 3.38 m
5	En-suite	7'5" x 4'1"	2.26 x 1.25 m
6	Bedroom 2	11'10" x 9'3"	3.62 x 2.81 m
7	Bedroom 3	8'8" x 8'7"	2.64 x 2.61 m
8	Bathroom	6'8" x 5'7"	2.03 x 1.71 m



29.03.2022

Customers should note this illustration is an example of the Letchworth house type. All dimensions indicated are approximate and the furniture layout is for illustrative purposes only. Homes may be 'handed' (mirror image) versions of the illustrations, and may be detached, semi-detached or terraced. Materials used may differ from plot to plot including render and roof tile colours. Detailed plans and specifications are available for inspection for each plot at our Customer Experience Suite or Sales Centre during working hours and customers must check their individual specifications prior to making a reservation. Please note that the specification shown in this plan may include optional upgrades from standard specification. Please speak with your Sales Consultant or visit MyRedrow for more information. EG_LETC_SM.2

▷ Denotes where dimensions are taken from. All wardrobes are subject to site specification. Please see Sales Consultant for further details.

ov - oven
ff - fridge freezer
dw - dishwasher
wm - washing machine space
td - tumble dryer space





HERITAGE

- REDROW -

THE LINCOLN

THREE BEDROOM SEMI-DETACHED HOME

 **REDROW**

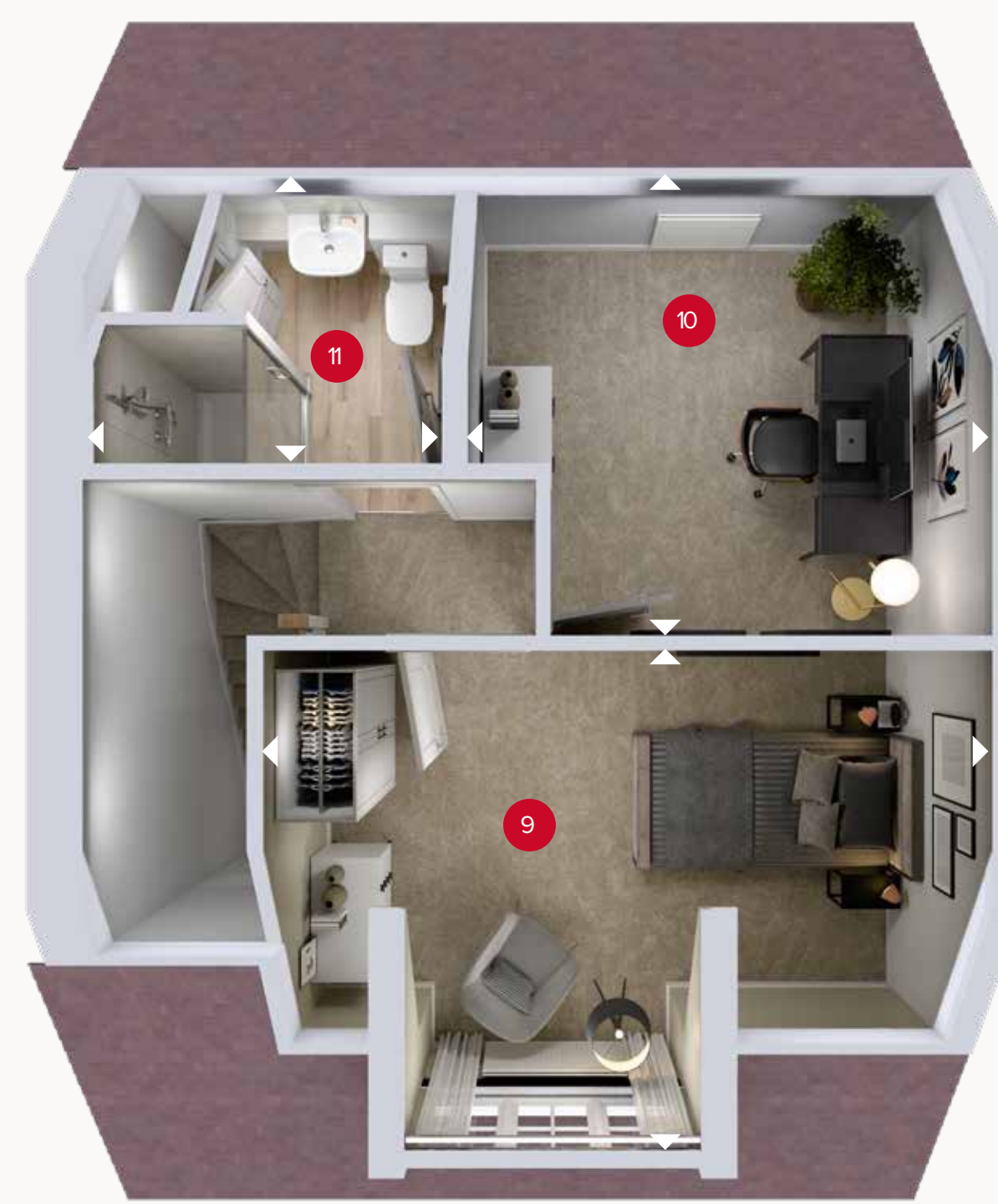
THE LINCOLN



GROUND FLOOR



FIRST FLOOR



SECOND FLOOR

GROUND FLOOR

1 Lounge	15'1" x 10'6"	4.60 x 3.20 m
2 Kitchen/ Dining	17'9" x 10'11"	5.40 x 3.32 m
3 Laundry	2'10" x 2'5"	0.87 x 0.75 m
4 Cloaks	5'11" x 3'2"	1.79 x 0.98 m

FIRST FLOOR

5 Bedroom 1	15'3" x 10'8"	4.66 x 3.26 m
6 En-suite	10'3" x 6'9"	3.13 x 2.05 m
7 Bedroom 2	10'11" x 9'7"	3.32 x 2.93 m
8 Bathroom 1	7'10" x 5'7"	2.38 x 1.71 m

SECOND FLOOR

9 Bedroom 3	14'0" x 10'4"	4.27 x 3.14 m
10 Study	10'0" x 9'11"	3.06 x 3.02 m
11 Bathroom 2	7'1" x 6'7"	2.15 x 2.00 m



02.10.2024

Customers should note this illustration is an example of the Lincoln house type. All dimensions indicated are approximate and the furniture layout is for illustrative purposes only. Homes may be 'handed' (mirror image) versions of the illustrations, and may be detached, semi-detached or terraced. Materials used may differ from plot to plot including render and roof tile colours. Detailed plans and specifications are available for inspection for each plot at our Customer Experience Suite or Sales Centre during working hours and customers must check their individual specifications prior to making a reservation. Please note that the specification show in this plan may include optional upgrades from standard specification. Please speak with your Sales Consultant or visit MyRedrow for more information. EG_LINC_SM.2.2

▷ Denotes where dimensions are taken from. All wardrobes are subject to site specification. Please see Sales Consultant for further details.

ov - oven
ff - fridge freezer
dw - dishwasher space
wm - washing machine space
td - tumble dryer space





HERITAGE


- REDROW -

THE LINCOLN 3


THREE BEDROOM SEMI-DETACHED HOME

 **REDROW**

THE LINCOLN 3



GROUND FLOOR



FIRST FLOOR



SECOND FLOOR

GROUND FLOOR

1	Kitchen/ Dining	17'9" x 10'11"	5.40 x 3.32 m
2	Lounge	15'1" x 10'6"	4.60 x 3.20 m
3	Cloaks	5'11" x 3'2"	1.79 x 0.98 m

FIRST FLOOR

4	Bedroom 1	15'3" x 10'8"	4.66 x 3.26 m
5	En-suite 1	10'3" x 6'9"	3.13 x 2.05 m
6	Bedroom 3	10'11" x 9'7"	3.32 x 2.93 m
7	Bathroom	7'10" x 5'7"	2.38 x 1.71 m

SECOND FLOOR

8	Bedroom 2	14'0" x 12'9"	4.27 x 3.88 m
9	En-suite 2	8'5" x 6'3"	2.57 x 1.91 m



01.05.2024

Customers should note this illustration is an example of the Lincoln 3 house type. All dimensions indicated are approximate and the furniture layout is for illustrative purposes only. Homes may be "handed" (mirror image) versions of the illustrations, and may be detached, semi-detached or terraced. Materials used may differ from plot to plot including render and roof tile colours. Detailed plans and specifications are available for inspection for each plot at our Customer Experience Suite or Sales Centre during working hours and customers must check their individual specifications prior to making a reservation. Please note that the specification show in this plan may include optional upgrades from standard specification. Please speak with your Sales Consultant or visit MyRedrow for more information. EG_LINC3_SM.2

▷ Denotes where dimensions are taken from. All wardrobes are subject to site specification. Please see Sales Consultant for further details.

ov - oven
ff - fridge freezer
dw - dishwasher space
wm - washing machine space
td - tumble dryer space





HERITAGE

- REDROW -


THE OXFORD LIFESTYLE

THREE BEDROOM DETACHED HOME

 **REDROW**



GROUND FLOOR



FIRST FLOOR

THE OXFORD LIFESTYLE

GROUND FLOOR

1	Kitchen/Dining	21'1" x 12'9"	6.42 x 3.88 m
2	Lounge	15'11" x 10'7"	4.85 x 3.23 m
3	Utility	6'3" x 4'10"	1.90 x 1.48 m
4	Cloaks	6'3" x 4'9"	1.90 x 1.45 m
5	Garage	19'4" x 9'8"	5.89 x 2.94 m

FIRST FLOOR

6	Bedroom 1	11'9" x 9'11"	3.57 x 3.02 m
7	Dressing	7'4" x 6'8"	2.24 x 2.03 m
8	En-suite 1	10'8" x 5'10"	3.21 x 1.79 m
9	Bedroom 2	12'7" x 10'8"	3.84 x 3.26 m
10	En-suite 2	7'9" x 5'9"	2.35 x 1.74 m
11	Bedroom 3	11'9" x 9'11"	3.57 x 3.02 m
12	En-suite 3	8'2" x 6'6"	2.50 x 1.98 m

Plots 75 & 95 are available as customer build, speak to the sales consultants for more information.



01.05.2024

Customers should note this illustration is an example of the Oxford Lifestyle house type. All dimensions indicated are approximate and the furniture layout is for illustrative purposes only. Homes may be "handed" (mirror image) versions of the illustrations, and may be detached, semi-detached or terraced. Materials used may differ from plot to plot including render and roof tile colours. Detailed plans and specifications are available for inspection for each plot at our Customer Experience Suite or Sales Centre during working hours and customers must check their individual specifications prior to making a reservation. Please note that the specification show in this plan may include optional upgrades from standard specification. Please speak with your Sales Consultant or visit MyRedrow for more information. 04704-04 EG_OXFOQ_DM.2 M4(2)

▷ Denotes where dimensions are taken from. All wardrobes are subject to site specification. Please see Sales Consultant for further details.

ov - oven
ff - fridge freezer
dw - dishwasher space

td - tumble dryer space
wm - washing machine space





HERITAGE

- REDROW -

THE SHREWSBURY 3


THREE BEDROOM DETACHED HOME

 **REDROW**

THE SHREWSBURY 3



GROUND FLOOR



FIRST FLOOR

GROUND FLOOR

1	Lounge	15'6" x 10'10"	4.72 x 3.31 m
2	Kitchen/Dining	18'0" x 10'8"	5.48 x 3.26 m
3	Utility	6'4" x 5'7"	1.93 x 1.71 m
4	Cloaks	6'4" x 4'9"	1.93 x 1.46 m
5	Garage	13'11" x 8'7"	4.24 x 2.61 m

FIRST FLOOR

6	Bedroom 1	14'1" x 12'2"	4.29 x 3.71 m
7	En-suite	7'7" x 6'10"	2.30 x 2.09 m
8	Dressing Room	7'7" x 6'0"	2.31 x 1.83 m
9	Bedroom 2	13'11" x 8'7"	4.24 x 2.62 m
10	Bedroom 3	12'3" x 10'3"	3.74 x 3.12 m
11	Bathroom	8'7" x 8'2"	2.62 x 2.48 m



01.05.2024

Customers should note this illustration is an example of the Shrewsbury 3 house type. All dimensions indicated are approximate and the furniture layout is for illustrative purposes only. Homes may be 'handed' (mirror image) versions of the illustrations, and may be detached, semi-detached or terraced. Materials used may differ from plot to plot including render and roof tile colours. Detailed plans and specifications are available for inspection for each plot at our Customer Experience Suite or Sales Centre during working hours and customers must check their individual specifications prior to making a reservation. Please note that the specification shown in this plan may include optional upgrades from standard specification. Please speak with your Sales Consultant or visit MyRedrow for more information. 04704-04 EG_SHR3_DM.2 M4(2)

▷ Denotes where dimensions are taken from. All wardrobes are subject to site specification. Please see Sales Consultant for further details.

ov - oven
ff - fridge freezer
dw - dishwasher space

wm - washing machine space
td - tumble dryer space





HERITAGE

- REDROW -

THE STRATFORD LIFESTYLE

THREE BEDROOM DETACHED HOME

 **REDROW**

THE STRATFORD LIFESTYLE CORNER

GROUND FLOOR


1	Lounge	16'4" x 11'6"	4.97 x 3.51 m
2	Family/Kitchen/ Dining	19'5" x 14'11"	5.93 x 4.54 m
3	Cloaks	7'3" x 3'6"	2.20 x 1.07 m

FIRST FLOOR

4	Bedroom 1	14'5" x 10'10"	4.40 x 3.30 m
5	En-suite 1	8'4" x 7'3"	2.54 x 2.20 m
6	Bedroom 2	11'11" x 9'5"	3.62 x 2.87 m
7	En-suite 2	6'1" x 4'7"	1.86 x 1.39 m
8	Bedroom 3	10'6" x 9'9"	3.20 x 2.97 m
9	En-suite 3	6'4" x 4'1"	1.93 x 1.24 m



GROUND FLOOR



FIRST FLOOR



12.01.2024

Customers should note this illustration is an example of the Stratford Lifestyle Corner house type. All dimensions indicated are approximate and the furniture layout is for illustrative purposes only. Homes may be "handed" (mirror image) versions of the illustrations, and may be detached, semi-detached or terraced. Materials used may differ from plot to plot including render and roof tile colours. Detailed plans and specifications are available for inspection for each plot at our Customer Experience Suite or Sales Centre during working hours and customers must check their individual specifications prior to making a reservation. Please note that the specification show in this plan may include optional upgrades from standard specification. Please speak with your Sales Consultant or visit MyRedrow for more information. 04704-04 EG_STRAQ_DM.2 M4(2)

▷ Denotes where dimensions are taken from. All wardrobes are subject to site specification. Please see Sales Consultant for further details.

ov - oven
ff - fridge freezer
dw - dishwasher space

wm - washing machine space
td - tumble dryer space





HERITAGE

- REDROW -

THE STRATFORD

THREE BEDROOM DETACHED HOME




THE STRATFORD

GROUND FLOOR


1	Lounge	16'4" x 11'6"	4.97 x 3.51 m
2	Family/ Kitchen/ Dining	19'5" x 14'11"	5.93 x 4.54 m
3	Cloaks	7'1" x 3'6"	2.15 x 1.07 m

FIRST FLOOR

4	Bedroom 1	14'4" x 10'7"	4.36 x 3.24 m
5	En-suite	7'4" x 4'7"	2.24 x 1.39 m
6	Bedroom 2	12'0" x 9'11"	3.66 x 3.02 m
7	Bedroom 3	9'3" x 7'10"	2.81 x 2.38 m
8	Study	8'7" x 7'1"	2.60 x 2.15 m
9	Bathroom	6'9" x 5'9"	2.05 x 1.76 m



GROUND FLOOR



FIRST FLOOR



02.10.2024

Customers should note this illustration is an example of the Stratford house type. All dimensions indicated are approximate and the furniture layout is for illustrative purposes only. Homes may be 'handed' (mirror image) versions of the illustrations, and may be detached, semi-detached or terraced. Materials used may differ from plot to plot including render and roof tile colours. Detailed plans and specifications are available for inspection for each plot at our Customer Experience Suite or Sales Centre during working hours and customers must check their individual specifications prior to making a reservation. Please note that the specification show in this plan may include optional upgrades from standard specification. Please speak with your Sales Consultant or visit MyRedrow for more information. EG_STRA_DM.2.2

▷ Denotes where dimensions are taken from. All wardrobes are subject to site specification. Please see Sales Consultant for further details.

ov - oven
ff - fridge freezer
dw - dishwasher space
wm - washing machine space
td - tumble dryer space





HERITAGE


- REDROW -

THE LEDSHAM


FOUR BEDROOM DETACHED HOME

 **REDROW**

THE LEDSHAM



GROUND FLOOR



FIRST FLOOR

GROUND FLOOR

1	Lounge	15'11" x 11'8"	4.84 x 3.57 m
2	Kitchen/Dining	19'10" x 16'0"	6.05 x 4.87 m
3	Family	13'8" x 11'11"	4.16 x 3.63 m
4	Study	12'10" x 7'10"	3.90 x 2.38 m
5	Utility	7'4" x 6'8"	2.23 x 2.02 m
6	Cloaks	5'11" x 4'9"	1.81 x 1.45 m
7	Garage	17'9" x 17'5"	5.41 x 5.30 m

FIRST FLOOR

8	Bedroom 1	11'11" x 11'5"	3.63 x 3.49 m
9	Dressing Room	8'8" x 6'2"	2.65 x 1.88 m
10	En-suite 1	9'10" x 6'0"	3.00 x 1.82 m
11	Bedroom 2	11'11" x 10'8"	3.63 x 3.24 m
12	En-suite 2	8'2" x 3'11"	2.49 x 1.19 m
13	Bedroom 3	13'1" x 9'8"	3.99 x 2.93 m
14	Bedroom 4	11'8" x 7'7"	3.55 x 2.31 m
15	Bathroom	9'9" x 7'9"	2.98 x 2.36 m



HERITAGE

- REDROW -

THE OXFORD

FOUR BEDROOM DETACHED HOME

 **REDROW**


THE OXFORD

GROUND FLOOR


1	Lounge	15'10" x 10'7"	4.82 x 3.23 m
2	Kitchen/ Dining	20'7" x 12'9"	6.27 x 3.88 m
3	Utility	6'3" x 4'10"	1.90 x 1.48 m
4	Cloaks	6'3" x 4'9"	1.90 x 1.45 m
5	Garage	19'4" x 9'8"	5.89 x 2.94 m

FIRST FLOOR

6	Bedroom 1	16'4" x 10'7"	4.99 x 3.23 m
7	En-suite	7'2" x 6'6"	2.19 x 1.98 m
8	Bedroom 2	14'7" x 9'11"	4.45 x 3.02 m
9	Bedroom 3	12'3" x 10'2"	3.75 x 3.11 m
10	Bedroom 4	9'9" x 9'9"	2.96 x 2.96 m
11	Bathroom	7'7" x 7'1"	2.30 x 2.15 m



GROUND FLOOR



FIRST FLOOR



01.05.2024

Customers should note this illustration is an example of the Oxford house type. All dimensions indicated are approximate and the furniture layout is for illustrative purposes only. Homes may be "handed" (mirror image) versions of the illustrations, and may be detached, semi-detached or terraced. Materials used may differ from plot to plot including render and roof tile colours. Detailed plans and specifications are available for inspection for each plot at our Customer Experience Suite or Sales Centre during working hours and customers must check their individual specifications prior to making a reservation. Please note that the specification shown in this plan may include optional upgrades from standard specification. Please speak with your Sales Consultant or visit MyRedrow for more information. EG_OXFO_DM.2 M4(2)

▷ Denotes where dimensions are taken from. All wardrobes are subject to site specification. Please see Sales Consultant for further details.

ov - oven
ff - fridge/freezer

dw - dishwasher
wd - washer/dryer space





HERITAGE

- REDROW -

THE OVERTON


FOUR BEDROOM DETACHED HOME

 **REDROW**

THE OVERTON



GROUND FLOOR



FIRST FLOOR

GROUND FLOOR

1	Lounge	15'10" x 10'7"	4.82 x 3.23 m
2	Family/Kitchen/ Dining	24'0" x 12'10"	7.32 x 3.90 m
3	Utility	6'3" x 4'10"	1.90 x 1.48 m
4	Cloaks	6'3" x 4'9"	1.90 x 1.45 m
5	Garage	19'4" x 9'8"	5.89 x 2.94 m

FIRST FLOOR

6	Bedroom 1	15'11" x 10'7"	4.86 x 3.23 m
7	En-suite	7'1" x 6'6"	2.16 x 1.98 m
8	Bedroom 2	12'10" x 9'5"	3.90 x 2.87 m
9	En-suite 2	7'9" x 3'5"	2.37 x 1.03 m
10	Bedroom 3	14'5" x 9'11"	4.38 x 3.02 m
11	Bedroom 4	9'11" x 9'9"	3.03 x 2.96 m
12	Bathroom	7'1" x 5'10"	2.15 x 1.79 m



01.05.2024

Customers should note this illustration is an example of the Overton house type. All dimensions indicated are approximate and the furniture layout is for illustrative purposes only. Homes may be 'handed' (mirror image) versions of the illustrations, and may be detached, semi-detached or terraced. Materials used may differ from plot to plot including render and roof tile colours. Detailed plans and specifications are available for inspection for each plot at our Customer Experience Suite or Sales Centre during working hours and customers must check their individual specifications prior to making a reservation. Please note that the specification shown in this plan may include optional upgrades from standard specification. Please speak with your Sales Consultant or visit MyRedrow for more information. 04704-04 EG_OVER_DM.2 M4(2)

▷ Denotes where dimensions are taken from. All wardrobes are subject to site specification. Please see Sales Consultant for further details.

ov - oven
ff - fridge freezer
dw - dishwasher space

wm - washing machine space
td - tumble dryer space





HERITAGE

- REDROW -

THE RICHMOND


FOUR BEDROOM DETACHED HOME

 **REDROW**

THE RICHMOND



GROUND FLOOR



FIRST FLOOR

GROUND FLOOR

1	Lounge	17'7" x 12'10"	5.35 x 3.90 m
2	Family	14'0" x 11'3"	4.28 x 3.42 m
3	Dining	11'3" x 11'3"	3.43 x 3.42 m
4	Kitchen	15'5" x 14'3"	4.69 x 4.35 m
5	Utility	11'3" x 6'4"	3.42 x 1.94 m
6	Cloaks	5'6" x 3'8"	1.68 x 1.12 m
7	Garage	17'9" x 16'6"	5.41 x 5.03 m

FIRST FLOOR

8	Bedroom 1	14'8" x 12'10"	4.46 x 3.90 m
9	En-suite 1	7'9" x 7'2"	2.37 x 2.17 m
10	Wardrobe	7'2" x 6'9"	2.17 x 2.06 m
11	Bedroom 2	12'5" x 11'5"	3.78 x 3.49 m
12	En-suite 2	8'9" x 4'2"	2.66 x 1.28 m
13	Bedroom 3	11'7" x 9'8"	3.54 x 2.94 m
14	Bedroom 4	11'5" x 9'0"	3.48 x 2.74 m
15	Bathroom	10'9" x 6'0"	3.28 x 1.84 m



01.05.2024

Customers should note this illustration is an example of the Richmond house type. All dimensions indicated are approximate and the furniture layout is for illustrative purposes only. Homes may be "handed" (mirror image) versions of the illustrations, and may be detached, semi-detached or terraced. Materials used may differ from plot to plot including render and roof tile colours. Detailed plans and specifications are available for inspection for each plot at our Customer Experience Suite or Sales Centre during working hours and customers must check their individual specifications prior to making a reservation. Please note that the specification show in this plan may include optional upgrades from standard specification. Please speak with your Sales Consultant or visit MyRedrow for more information. 04704-04 EG_RICH_DM.2 M4(2)

▷ Denotes where dimensions are taken from. All wardrobes are subject to site specification. Please see Sales Consultant for further details.

ov - oven
ff - fridge freezer
dw - dishwasher space
wm - washing machine space
td - tumble dryer space
wc - wine cooler space





HERITAGE

- REDROW -


THE RICHMOND

FOUR BEDROOM DETACHED HOME

 **REDROW**



GROUND FLOOR



FIRST FLOOR

THE RICHMOND CORNER

GROUND FLOOR

1 Lounge	17'7" x 12'10"	5.35 x 3.90 m
2 Family	14'0" x 11'3"	4.28 x 3.42 m
3 Dining	11'3" x 11'3"	3.43 x 3.42 m
4 Kitchen	15'5" x 14'3"	4.69 x 4.35 m
5 Utility	11'3" x 6'4"	3.42 x 1.94 m
6 Cloaks	5'6" x 3'8"	1.68 x 1.12 m
7 Garage	17'9" x 16'6"	5.41 x 5.03 m

FIRST FLOOR

8 Bedroom 1	14'8" x 12'10"	4.46 x 3.90 m
9 En-suite 1	7'9" x 7'2"	2.37 x 2.17 m
10 Wardrobe	7'2" x 6'9"	2.17 x 2.06 m
11 Bedroom 2	12'5" x 11'5"	3.78 x 3.49 m
12 En-suite 2	8'9" x 4'2"	2.66 x 1.28 m
13 Bedroom 3	11'7" x 9'8"	3.54 x 2.94 m
14 Bedroom 4	11'5" x 9'0"	3.48 x 2.74 m
15 Bathroom	10'9" x 6'0"	3.28 x 1.84 m



Customers should note this illustration is an example of the Richmond Corner house type. All dimensions indicated are approximate and the furniture layout is for illustrative purposes only. Homes may be 'handed' (mirror image) versions of the illustrations, and may be detached, semi-detached or terraced. Materials used may differ from plot to plot including render and roof tile colours. Detailed plans and specifications are available for inspection for each plot at our Customer Experience Suite or Sales Centre during working hours and customers must check their individual specifications prior to making a reservation. Please note that the specification show in this plan may include optional upgrades from standard specification. Please speak with your Sales Consultant or visit MyRedrow for more information. 04704-04 EG_RICH_DM.2 M4(2)

▷ Denotes where dimensions are taken from. All wardrobes are subject to site specification. Please see Sales Consultant for further details.

ov - oven
 ff - fridge freezer
 dw - dishwasher space
 wm - washing machine space
 td - tumble dryer space
 wc - wine cooler space



HERITAGE

- REDROW -

THE HAMPSTEAD

FIVE BEDROOM DETACHED HOME

 **REDROW**

THE HAMPSTEAD



GROUND FLOOR



FIRST FLOOR

GROUND FLOOR

1	Kitchen	12'3" x 10'9"	3.74 x 3.28 m
2	Dining	11'7" x 11'1"	3.53 x 3.37 m
3	Family	13'8" x 11'6"	4.16 x 3.50 m
4	Lounge	17'7" x 11'8"	5.35 x 3.56 m
5	Cloaks	5'8" x 4'9"	1.72 x 1.45 m
6	Utility	7'3" x 6'4"	2.20 x 1.93 m
7	Garage	16'8" x 15'9"	5.07 x 4.79 m

FIRST FLOOR

8	Bedroom 1	14'10" x 13'2"	4.51 x 4.01 m
9	En-suite 1	7'8" x 6'0"	2.34 x 1.83 m
10	Bedroom 2	10'11" x 10'2"	3.32 x 3.11 m
11	En-suite 2	7'7" x 4'6"	2.30 x 1.36 m
12	Bedroom 3	14'9" x 10'6"	4.49 x 3.21 m
13	Bedroom 4	11'3" x 9'9"	3.43 x 2.98 m
14	Bedroom 5/Study	11'3" x 7'9"	3.43 x 2.37 m
15	Bathroom	9'7" x 7'3"	2.91 x 2.20 m



NEW HOMES QUALITY CODE

09.05.2024

Customers should note this illustration is an example of the Hampstead house type. All dimensions indicated are approximate and the furniture layout is for illustrative purposes only. Homes may be "handed" (mirror image) versions of the illustrations, and may be detached, semi-detached or terraced. Materials used may differ from plot to plot including render and roof tile colours. Detailed plans and specifications are available for inspection for each plot at our Customer Experience Suite or Sales Centre during working hours and customers must check their individual specifications prior to making a reservation. Please note that the specification shown in this plan may include optional upgrades from standard specification. Please speak with your Sales Consultant or visit MyRedrow for more information. 04704-04 EG_HAMP_DM.2 M4(2)

▷ Denotes where dimensions are taken from. All wardrobes are subject to site specification. Please see Sales Consultant for further details.

ov - oven
ff - fridge freezer
dw - dishwasher space

wm - washing machine space
td - tumble dryer space





HERITAGE


- REDROW -

THE HAMPSTEAD

FIVE BEDROOM DETACHED HOME

 **REDROW**

THE HAMPSTEAD CORNER



GROUND FLOOR



FIRST FLOOR

GROUND FLOOR

1	Kitchen	12'3" x 10'9"	3.74 x 3.28 m
2	Dining	11'7" x 11'1"	3.53 x 3.37 m
3	Family	13'8" x 11'6"	4.16 x 3.50 m
4	Lounge	17'7" x 11'8"	5.35 x 3.56 m
5	Cloaks	5'8" x 4'9"	1.72 x 1.45 m
6	Utility	7'3" x 6'4"	2.20 x 1.93 m
7	Garage	16'8" x 15'9"	5.07 x 4.79 m

FIRST FLOOR

8	Bedroom 1	14'10" x 13'2"	4.51 x 4.01 m
9	En-suite 1	7'8" x 6'0"	2.34 x 1.83 m
10	Bedroom 2	10'11" x 10'2"	3.32 x 3.11 m
11	En-suite 2	7'7" x 4'6"	2.30 x 1.36 m
12	Bedroom 3	14'9" x 10'6"	4.49 x 3.21 m
13	Bedroom 4	11'3" x 9'9"	3.43 x 2.98 m
14	Bedroom 5/Study	11'3" x 7'9"	3.43 x 2.37 m
15	Bathroom	9'7" x 7'3"	2.91 x 2.20 m



Customers should note this illustration is an example of the Hampstead Corner house type. All dimensions indicated are approximate and the furniture layout is for illustrative purposes only. Homes may be 'handed' (mirror image) versions of the illustrations, and may be detached, semi-detached or terraced. Materials used may differ from plot to plot including render and roof tile colours. Detailed plans and specifications are available for inspection for each plot at our Customer Experience Suite or Sales Centre during working hours and customers must check their individual specifications prior to making a reservation. Please note that the specification shown in this plan may include optional upgrades from standard specification. Please speak with your Sales Consultant or visit MyRedrow for more information. 04704-04 EG_HAMP_DM.2 M4(2)

▷ Denotes where dimensions are taken from. All wardrobes are subject to site specification. Please see Sales Consultant for further details.

ov - oven
ff - fridge freezer
dw - dishwasher space
wm - washing machine space
td - tumble dryer space

SKILFUL EXECUTION

Quality is never an accident, it is always the result of high attention to detail, it represents the wise choice of many alternatives



PLAN YOUR DREAM HOME



KITCHEN & UTILITY

Kitchen Styles

A range of quality kitchen styles from Moores. Please see Sales Consultant for details.

Work Surfaces

Square Edged worktops. Refer to agreed group specifications – Speak to sales consultant for details.

Upstand


Matching above worktops, with stainless Steel splashback behind Hob.

Bowl & Tap

Stainless steel 1 bowl with mixer tap to units (in housetypes under 1600sqft).
Double bowl sink with mixer tap to units (in housetypes over 1600sqft).

Appliances AEG

- AEG Ceramic Hob
- AEG Double oven
- Electrolux Chimney extract
- Zanussi Integrated fridge/freezer 50/50



INTERIOR

Walls

Crown Pale Cashew and White paint finish.

Internal Doors

Internal moulded door.

Internal Door Furniture

Internal Door Furniture to be polished chrome effect door furniture from Carlisle Brass.

Architrave

Torus profile MDF, 69 x 14.5mm section size with satin white paint finish.

Skirting Boards

Torus profile MDF, 194 x 14.5mm section size with satin white paint finish.

Staircase

41mm Square plain spindles with 90mm square newels in satin white paint finish complete with light ash hardwood, or similar, handrail.

Ceilings

Crown Pale Cashew and White paint finish.

Central Heating

Vaillant Air Source Heat Pump with underfloor heating. Please see sales consultant for details.

Radiators

Myson Premier round top radiators fitted as standard to first floor. Feature radiators fitted in selected house types – for more information please speak to our Sales Consultant.

Wardrobes

Goodings wardrobes to all bedrooms are available as an optional upgrade – refer to My Redrow.

Phone Point

Phone Point finishes to match electrical accessories in rooms.

TV Point

TV Point finishes to match electrical accessories in room.

Electrical Sockets & Switch Plates

BG white electrical switch and socket plates together with pendant and batten lighting points. Please refer to drawings for types and location details.

OUR LUXURY
SPECIFICATIONS
ARE CAREFULLY
CONSIDERED
**AND BEAUTIFULLY
DESIGNED TO MAKE
THE MOST OF YOUR
NEW HOME**



BATHROOM & CLOAKROOM

Bathroom, En-suite & Cloakroom

Sanitaryware Ideal Standard in White finish.


Wall Tiles to Cloakroom, Bathroom & En-suite

Splash back to basin and full-height tiling around bath, if bath does not have a shower then half-height tiling only. Dual fuel Towel Radiator 'Curved style' wet-feed towel warmers in Chrome finish to be installed in Bathrooms and all En-suites.

Shower over Bath

Shower valve & screen to be provided above the bath except when there is a separate shower enclosure within the bathroom.

Thermostatic shower valve (as development specification) above the bath including bath screen.
Low profile Tray Acrylic capped low profile shower tray.
Shower Screen Polished Chrome effect finish shower door.



EXTERIOR

Fascia & Soffit

uPVC fascia and vented soffit board, in white profile.

Rainwater System

Rainwater half-round gutters and downpipes to be finish in black for brick and render elevations as per group deals.

Windows

Sealed double-glazing uPVC windows in white finish with stainless steel easy-clean hinges. Obscure glazing to be provided for all WC and Bathroom windows.

External Doors

GRP primed door with patterned glass. Style of door to be all as indicated on house plan, finished in solid colour externally and white finish internally. Frame to be uPVC. Rear steel door with patterned glass, finished internally and externally in white.

House Numeral

To front of property on numeral plaque from Bennetts to match the colour of the front door except when white when numeral to be black.

External Lights

Front lamp provided as standard position as indicated on plot specific drawings.

Garden

Front Quality turf to front garden with planting where applicable, refer to landscaping layout for details. Rear Gardens topsoil in accord with NHBC requirements.

Garage

Doors Novofern Berwick style or similar steel up & over with window panels to top. Door & frame finish to be painted to match front door colour.

Door Bell

Black bell push with transformer.



A THRIVING PARTNERSHIP

Our 'Nature for people' biodiversity strategy was developed alongside our long-standing partners, The Wildlife Trusts. The strategy focuses on three key themes – Nature Gains, Rewilding Lives and Flourishing Legacy with a view to improving people's well-being through nature.

Find out more at [redrowplc.co.uk/sustainability](https://www.redrowplc.co.uk/sustainability)

Working in close partnership with



OUR COMMITMENT TO HOME-BUYERS

Customer charter

At Redrow, we're committed to delivering a quality service throughout the whole home-buying process and beyond. This Customer Charter sets out our commitment to you, our customer.

Full details of our services will be provided to you when you reserve your new Redrow home. We will also comply with the requirements of the New Homes Quality Code, which is displayed in our Customer Experience Suites and Sales Centres. A copy of the Code is also on our website at www.redrow.co.uk

- Please ask a Sales Consultant if you require a printed hard copy.
- We will provide you with full details and clear information about your chosen home.
- We will provide trained and knowledgeable staff to assist you in the home buying process.
- We will be available to answer any questions you may have and will provide you with any relevant contact details.
- We will ensure our services are accessible, meeting differing customer needs to ensure transparency and equality throughout every contact with us.
- We will assist you during the selection of Standard Choices and Optional Extras for your new home.
- We will provide you with health and safety advice to minimise the risk of danger during construction and in the use of your new home after you move in.
- We will provide you with reliable information about the Buildmark Cover, and any other cover from which you may benefit.
- We will keep you fully informed about the completion and occupation of your new home and offer you the ability to visit and view your new home with an accredited person before you move in.
- We will ensure that the functions and facilities of your home are demonstrated to you prior to moving in and that you have access to information to continue to assist with this once you move in.
- We will inform you about the after-sales service we provide. Our aim is to deal effectively and efficiently with both routine service matters and with any emergencies.
- We will provide you with details of who to contact if you believe we have not satisfactorily fulfilled our Charter commitments.
- We will always treat our customers with respect and civility and ask that you show our colleagues and working partners the same courtesy. Where necessary to protect our colleagues, we are within our rights to take action which may include limiting or ceasing communication.



OUR REQUIREMENTS AS HOME-BUILDERS

The New Homes Quality Code: Statement of Principles

This **Statement of Principles** (the core principles) sets out the main principles which registered developers agree to follow to benefit their customers.

1. FAIRNESS

Treat customers fairly throughout the buying and after-sales process.

2. SAFETY

Carry out and complete work in line with all regulations and requirements that apply to the new home, as set out by the Government, and have the necessary certificates from an appropriately approved body to show they have done this.

3. QUALITY

Complete all work to a high standard in line with all building and other standards and regulations that apply, as well as to the specification for the new home, and make sure that completion does not take place until the new home is complete (see section 2 of this code).

4. SERVICE

Have in place systems, processes and staff training to meet the customer service requirements of the code, and not use high-pressure selling techniques to influence a customer's decision to buy a new home.

5. RESPONSIVENESS

Have in place a reliable after-sales service and effective complaints procedure to make sure responses to customer queries are clear, thorough and provided in good time.

6. TRANSPARENCY

Provide clear and accurate information about buying the new home, including tenure and any costs the customer may have to pay in the future, such as ground rents and service charges.

7. INDEPENDENCE

Make sure that customers know they should appoint independent legal advisers when buying a new home and that they have the right to ask for an independent pre-completion inspection before completion takes place.

8. INCLUSIVITY

Take steps to identify and provide appropriate support to vulnerable customers and make sure the code is available to all customers, including in appropriate formats and languages.

9. SECURITY

Make sure there are reasonable financial arrangements in place, through insurance or otherwise, to meet all their obligations under the code, including repaying deposits when they are due and any financial awards made by the New Homes Ombudsman Service.

10. COMPLIANCE

Meet the requirements of the code and the New Homes Ombudsman Service.





WOBURN VIEW



Newport Road, Woburn Sands, Milton Keynes, Buckinghamshire MK17 8UD

Discover a better way to live
[redrow.co.uk](https://www.redrow.co.uk)