

TYPE 9

PLOT 2105 & 2205

Kitchen/Living/Dining Room

6.67m max x 3.60m max

21'10" max x 11'9" max

Master Bedroom

3.57m max x 3.05m max

11'8" max x 10'0" max

Bedroom 2

3.37m x 2.75m

11'0" x 9'0"

Bathroom

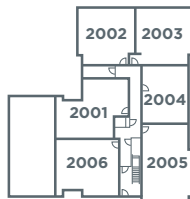
2.20m x 1.80m

7'2" x 5'10"

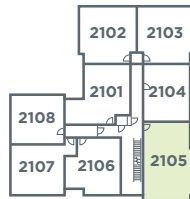
En-Suite

2.23m x 1.37m

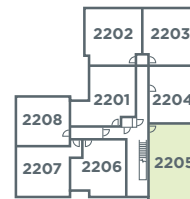
7'3" x 4'5"



Ground Floor



First Floor



Second Floor

**CONSUMER
CODE FOR
HOME BUILDERS**

www.consumercode.co.uk