

TYPE 13

PLOT 2102

Kitchen/Living/Dining Room

7.43m x 3.60m

24'4" x 11'9"

Bedroom

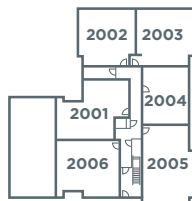
4.47m max x 3.70m max

14'7" max x 12'1" max

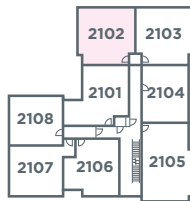
Bathroom

2.15m x 1.70m

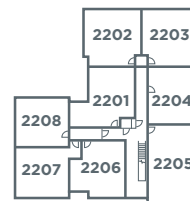
7'0" x 5'6"



Ground Floor



First Floor



Second Floor