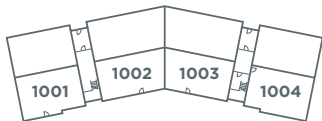


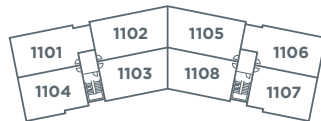


TYPE 14
PLOT 1302

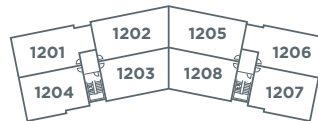
Kitchen/Living/ Dining Room	5.99m x 4.13m	19'8" x 13'7"
Master Bedroom	3.50m x 3.14m	11'6" x 10'4"
Bedroom 2	3.10m x 3.02m	10'2" x 9'11"
Bathroom	2.15m x 1.75m	7'1" x 5'9"
En-Suite	2.36m x 1.49m	7'9" x 4'11"



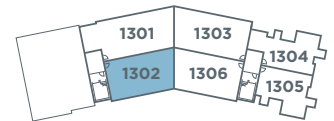
Ground Floor



First Floor



Second Floor



Third Floor