



TYPE 8

PLOTS 1103 & 1203

**Kitchen/Living/
Dining Room**

5.99m x 4.13m

19'8" x 13'7"

Master Bedroom

3.49m x 3.02m

11'5" x 9'11"

Bedroom 2

3.10m x 3.02m

10'2" x 9'11"

Bathroom

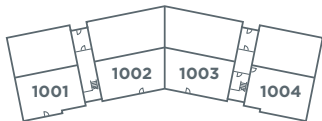
2.15m x 1.75m

7'1" x 5'9"

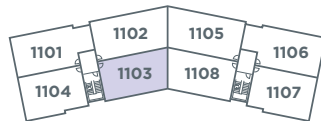
En-Suite

2.36m x 1.46m

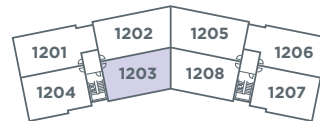
7'9" x 4'9"



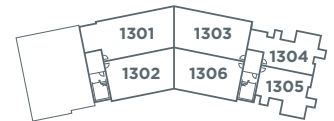
Ground Floor



First Floor



Second Floor



Third Floor