



TYPE 5

PLOTS 1104 & 1204

**Kitchen/Living/
Dining Room**

6.67m x 3.66m

21'11" x 12'0"

Master Bedroom

3.66m x 3.02m

12'0" x 9'11"

Bedroom 2

3.69m x 2.70m

12'1" x 8'10"

Bathroom

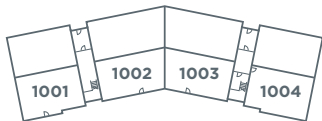
2.15m x 1.75m

7'1" x 5'9"

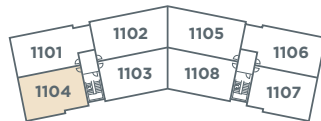
En-Suite

1.99m x 1.81m

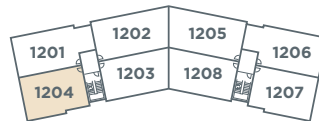
6'7" x 5'11"



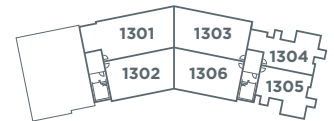
Ground Floor



First Floor



Second Floor



Third Floor