



TYPE 12

PLOTS 1107 & 1207

**Kitchen/Living/
Dining Room**

6.60m x 3.66m

21'8" x 12'0"

Master Bedroom

3.50m x 3.26m

11'6" x 10'8"

Bedroom 2

3.71m x 2.70m

12'2" x 8'10"

Bathroom

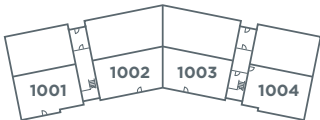
2.15m x 1.75m

7'1" x 5'9"

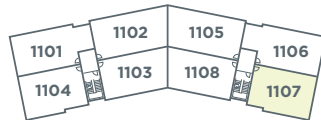
En-Suite

1.99m x 1.81m

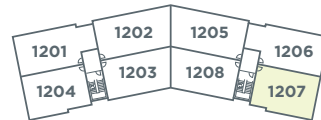
6'7" x 5'11"



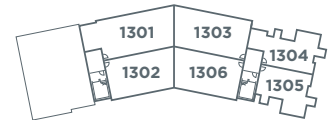
Ground Floor



First Floor



Second Floor



Third Floor