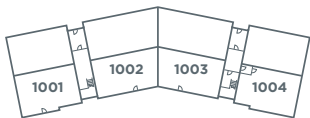




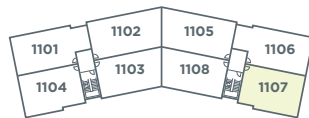
TYPE 12

PLOTS 1107 & 1207

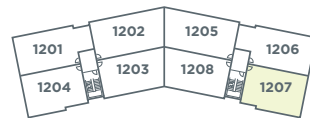
Kitchen/Living/Dining Room	6.67m x 3.66m	21'11" x 12'0"
Master Bedroom	3.50m x 3.26m	11'6" x 10'8"
Bedroom 2	3.71m x 2.70m	12'2" x 8'10"
Bathroom	2.15m x 1.70m	7'1" x 5'7"
En-Suite	1.81m x 1.76m	5'11" x 5'9"



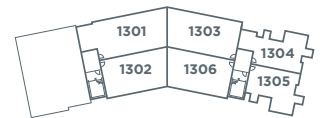
Ground Floor



First Floor



Second Floor



Third Floor