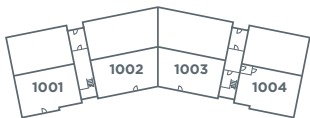


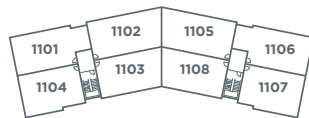


TYPE 13
PLOT 1301

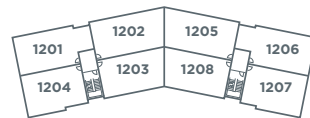
Kitchen/Living/Dining Room	6.06m x 5.14m	19'11" x 16'10"
Master Bedroom	4.79m x 4.09m	15'9" x 13'5"
Bedroom 2	3.20m x 3.09m	10'6" x 10'2"
Bathroom	2.15m x 1.70m	7'1" x 5'7"
En-Suite	2.29m x 2.02m	7'6" x 6'8"



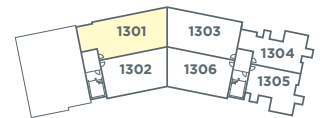
Ground Floor



First Floor



Second Floor



Third Floor