

TYPE 11

PLOTS 1106 & 1206

**Kitchen/Living/
Dining Room**

6.06m x 4.29m

19'11" x 14'1"

Master Bedroom

4.63m x 4.20m

15'2" x 13'9"

Bedroom 2

3.40m x 3.09m

11'2" x 10'2"

Bathroom

2.15m x 1.75m

7'1" x 5'9"

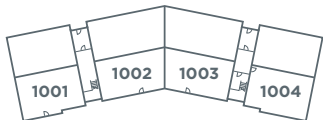
En-Suite

2.37m x 1.49m

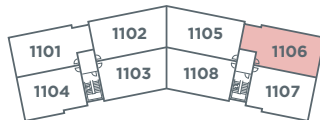
7'9" x 4'11"

**CONSUMER
CODE FOR
HOME BUILDERS**

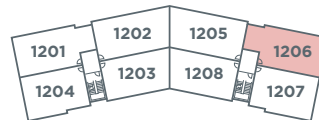
www.consumercode.co.uk



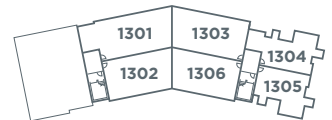
Ground Floor



First Floor



Second Floor



Third Floor